

Fund Highlights

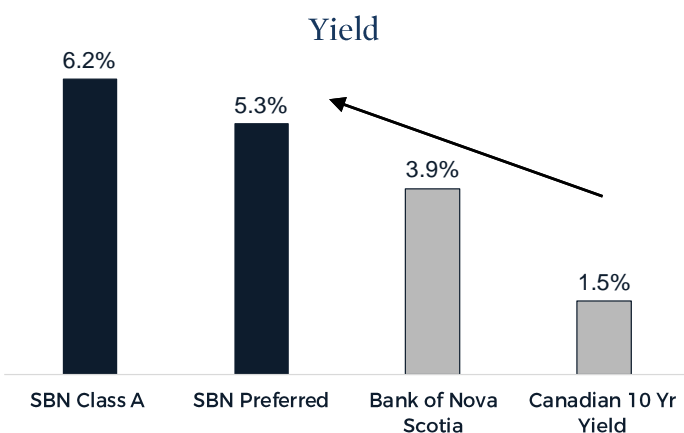
- ✓ Combined Yield 5.7%
- ✓ 6.2% Class A current yield
- ✓ 5.3% Preferred current yield

Fund Objectives

- ✓ Enhanced yield
- ✓ Lower volatility
- ✓ Leveraged exposure to Bank of Nova Scotia

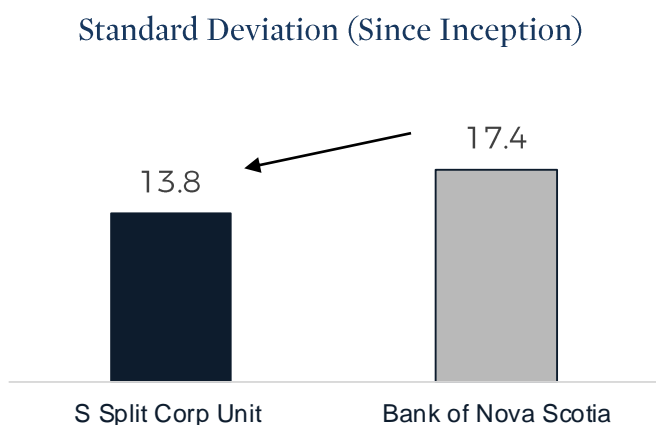
Higher Yield

- ✓ 1.5x the Yield of Bank of Nova Scotia
- ✓ 3.8x the Yield of Government Bonds



Lower Volatility

- ✓ Lower Volatility vs Bank of Nova Scotia



Historical Track Record

----- (Annualized Total Return) -----

	YTD	1 Year	3 Year	5 Year	Since Inception *
S Split Unit	1.6	14.2	3.3	5.6	3.2
Class A Shares	1.3	26.6	.9	5.8	1.3
Preferred Shares	1.8	5.4	5.4	5.4	5.4

Inception on 5/17/2007

Class A Shares

- ✓ Class A shares provide leveraged exposure to the Bank of Nova Scotia
- ✓ Class A shares have returned 26.6% over the last 12 months
- ✓ 6.2% current yield

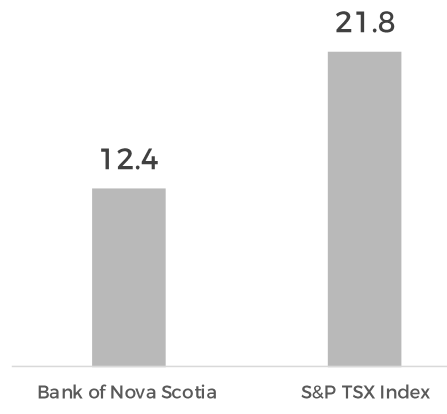
Preferred Shares

- ✓ Provide stable 5.3% income stream
- ✓ Since Inception in 2007, S Split Preferred units have returned 5.4% per annum

✓ Attractive Valuations

- Bank of Nova Scotia currently trades at 12.4x earnings.
- Over 40% discount to the 21.8x P/E ratio of the S&P TSX Index

P/E Ratio



✓ History of Stable Dividend Growth

- Bank of Nova Scotia has grown dividends by 7% per annum over the last 5 years vs 4.4% for S&P TSX Index
- Portfolio yield enhanced through active option overlay strategy
- 5.7% combined unit yield is 2.1x the yield of the TSX index

Split Share Structure

Class A Shares	<ul style="list-style-type: none"> ✓ Leverage to Bank of Nova Scotia performance ✓ 6.2% current yield
Preferred Shares	<ul style="list-style-type: none"> ✓ Attractive 5.25% annual distribution ✓ Tax-efficient distributions

- ✓ High current yield: 6.2% (Class A), 5.3% (Preferred)
- ✓ S Split Unit yield of 5.7% is 1.5x the yield of Bank of Nova Scotia
- ✓ Leverage exposure to Bank of Nova Scotia through Class A Units (SBN.UN)
- ✓ Yield Enhanced through active option overlay strategy
- ✓ Lower Volatility vs Canadian banks



1 (416) 681-3966 | www.strathbridge.com | info@strathbridge.com

About Manager

- ✓ Strathbridge Asset Management Inc., experienced issuer with 10 investment funds
- ✓ One of Canada's most experienced option strategy managers, with over 20 years of investment management experience
- ✓ Proprietary selective call writing strategy utilized to enhance income generated from the portfolio and reduce volatility

Disclaimer

This document may contain certain forward-looking statements. These statements may relate to future events or future performance and reflect management's current expectations. Such forward-looking statements reflect management's current beliefs and are based on information currently available to management. Although the forward-looking statements are based upon what management believes to be reasonable assumptions, there can be no assurance that actual results will be consistent with these forward-looking statements. Neither the Funds nor their respective managers assume any obligation to update or revise any forward-looking statement to reflect new events or circumstances. Actual results may differ materially from any forward-looking statement. Historical results and trends should not be taken as indicative of future operations. The Fund is not guaranteed, its value changes frequently and past performance may not be repeated. Unless otherwise indicated and except for returns for period less than one year, the indicated rates of return are the historical annual compounded total returns including changes in security value. All performance data take into account distributions or dividends paid to unitholders but do not take into account sales, redemption, distribution or optional charges or income taxes payable by any security holder that would have reduced returns.