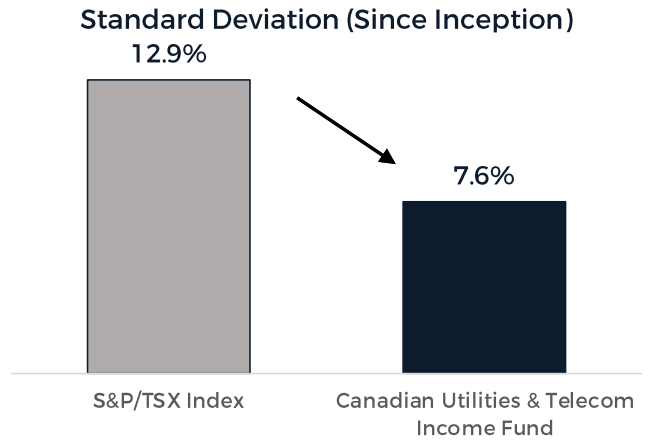
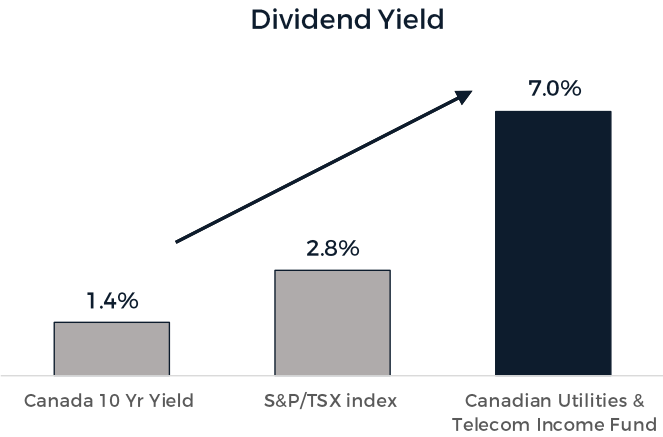


Fund Objectives **Portfolio Characteristics**

- ✓ Enhanced Yield
- ✓ Lower Volatility
- ✓ Superior Performance

- ✓ Defensive Equities
- ✓ High Dividend Yield
- ✓ Stable Dividend Growth

Higher Yield **Lower Volatility**

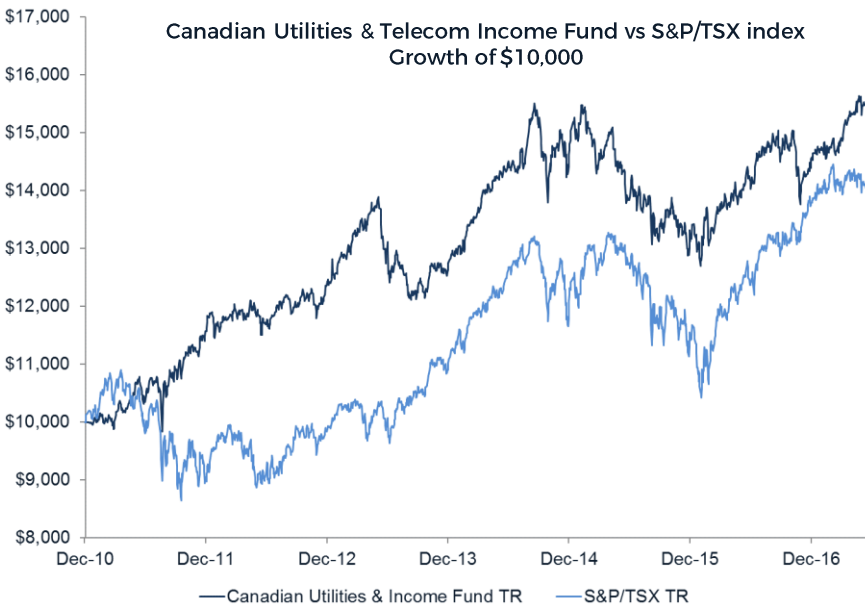


Superior Performance – Strong Historical Track Record

----- (Annualized Total Return) -----

	1 Month	YTD	1 Year	3 Year	5 Year	Since Inception *
Canadian Utilities and Telecom Income Fund	1.0%	5.8%	9.7%	2.8%	5.7%	6.9%

Inception on 12/17/2010



- ✓ 55% Total Return Since Inception (6.9% Annual return)
- ✓ Outperformed the TSX by 1.5% per annum
- ✓ Positive absolute returns over 1,3,5 and since inception time horizons

Portfolio Characteristics

✓ Defensive Equities

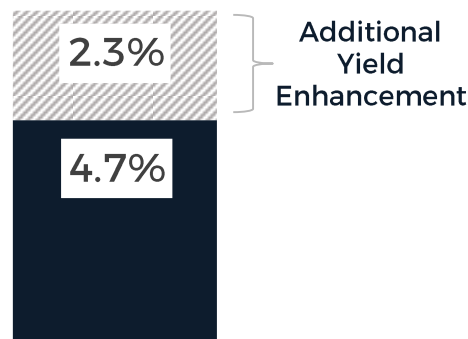
- Stocks selected from Utility, Telecom and Energy Infrastructure Sectors in North America

✓ High Yield

- Underlying fund universe currently yields 4.7% vs 2.8% for TSX
- Portfolio Yield enhanced through active option overlay strategy

✓ History of Dividend Growth

- Fund Universe has grown dividends by 7.2% per year vs 4.0% for TSX



Canadian Utilities & Telecom Income Fund

Fund Highlights

	Canadian Utilities & Telecom Income Fund	S&P/TSX Index
✓ Higher Total Returns	6.9%	5.4%
✓ Enhanced Yield	7.0%	2.8%
✓ Lower Volatility (Std Dev)	7.6%	12.9%
✓ Low Correlation	.68	1.0
✓ Low Beta	.33	1.0
✓ Risk Adjusted Performance (Sharpe Ratio)	.81	.52

1 (416) 681-3966

www.strathbridge.com

info@strathbridge.com



About Manager

- ✓ Strathbridge Asset Management Inc., experienced issuer with 10 investment funds
- ✓ One of Canada's most experienced option strategy managers, with over 20 years of investment management experience
- ✓ Proprietary selective call writing strategy utilized to enhance income generated from the portfolio and reduce volatility

Disclaimer

This document may contain certain forward-looking statements. These statements may relate to future events or future performance and reflect management's current expectations. Such forward-looking statements reflect management's current beliefs and are based on information currently available to management. Although the forward-looking statements are based upon what management believes to be reasonable assumptions, there can be no assurance that actual results will be consistent with these forward-looking statements. Neither the Funds nor their respective managers assume any obligation to update or revise any forward-looking statement to reflect new events or circumstances. Actual results may differ materially from any forward-looking statement. Historical results and trends should not be taken as indicative of future operations. The Fund is not guaranteed, its value changes frequently and past performance may not be repeated. Unless otherwise indicated and except for returns for period less than one year, the indicated rates of return are the historical annual compounded total returns including changes in security value. All performance data take into account distributions or dividends paid to unitholders but do not take into account sales, redemption, distribution or optional charges or income taxes payable by any security holder that would have reduced returns.