

Fund Highlights **Fund Objectives**

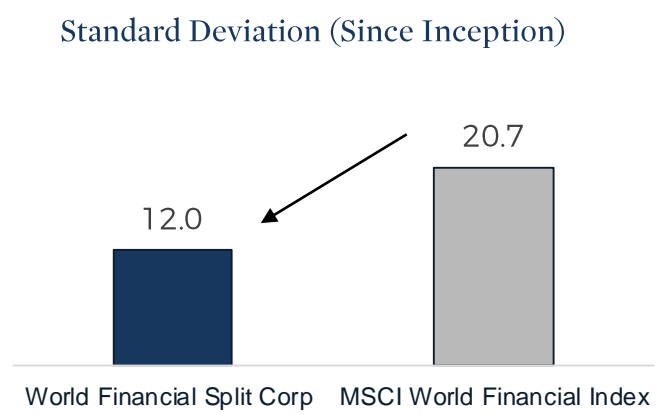
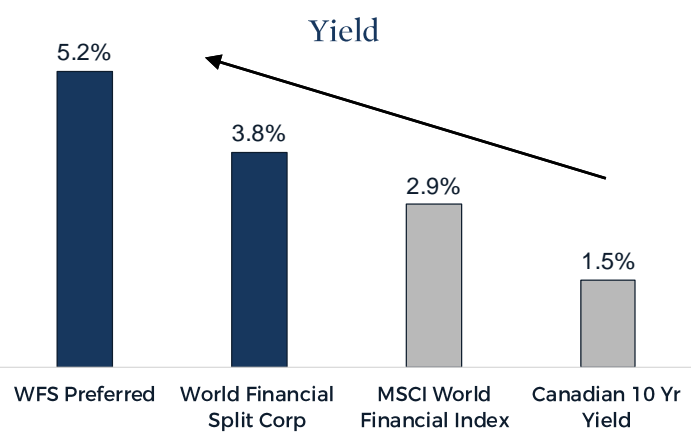
- ✓ Combined Yield 3.8%
- ✓ 5.2% Preferred share yield
- ✓ 9.6% Total Return per annum over the last five years

- ✓ Leverage exposure to Global Financial Sector (Class A shares)
- ✓ Stable Income (Preferred shares)
- ✓ Enhanced yield & lower volatility

Higher Yield **Lower Volatility**

- ✓ 1.3x the Yield of MSCI World Financial Index

- ✓ Lower Volatility vs MSCI World Financials Index



Historical Track Record

----- (Annualized Total Return) -----

	YTD	1 Year	3 Year	5 Year	10 Year	Since Inception *
World Financial Split Corp	.1	12.2	6.3	9.6	-.1	1.1
Class A Shares	.1	35.6	9.1	38.5	-14.5	-9.6
Preferred Shares	1.3	5.4	5.4	5.4	5.4	5.4

Inception on 2/27/2004

Class A Shares

- ✓ Class A shares provide leveraged exposure to Global Financial Sector
- ✓ Over the last 5 Years the Class A units have returned 38.5% per annum (410%) vs 11.7% per annum for the MSCI world Financials Index

Preferred Shares

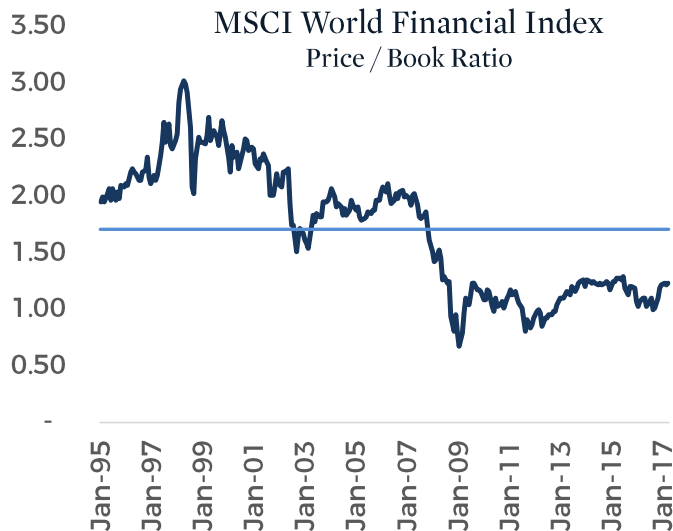
- ✓ Provides stable income stream
- ✓ Since Inception in 2004, the World Financial Preferred units have returned 5.4% per annum

✓ Investment Universe

- Provides exposure to the ten largest financial service companies from Canada, the United States and the rest of the world.
- Portfolio Yield enhanced through active option overlay strategy

✓ Attractive Valuations

- MSCI World Financial Index currently trades at 1.2x Book Value, a 28% discount to historical average



Split Share Structure

Class A Shares

- ✓ Leverage to Global Financial Sector

Preferred Shares

- ✓ Attractive 5.2% annual distribution
- ✓ Tax-efficient distributions

- ✓ World Financial Split Unit yields 3.8%, 1.3x the yield MSCI World Financial Index
- ✓ Leverage exposure to Global Financial sector through Class A Units (WFS.UN)
- ✓ Stable 5.4% Preferred share yield (WFS.PR.A)
- ✓ Yield Enhanced through active option overlay strategy
- ✓ Lower Volatility vs MSCI World Financial Index

1 (416) 681-3966

www.strathbridge.com

info@strathbridge.com



About Manager

- ✓ Strathbridge Asset Management Inc., experienced issuer with 10 investment funds
- ✓ One of Canada's most experienced option strategy managers, with over 20 years of investment management experience
- ✓ Proprietary selective call writing strategy utilized to enhance income generated from the portfolio and reduce volatility

Disclaimer

This document may contain certain forward-looking statements. These statements may relate to future events or future performance and reflect management's current expectations. Such forward-looking statements reflect management's current beliefs and are based on information currently available to management. Although the forward-looking statements are based upon what management believes to be reasonable assumptions, there can be no assurance that actual results will be consistent with these forward-looking statements. Neither the Funds nor their respective managers assume any obligation to update or revise any forward-looking statement to reflect new events or circumstances. Actual results may differ materially from any forward-looking statement. Historical results and trends should not be taken as indicative of future operations. The Fund is not guaranteed, its value changes frequently and past performance may not be repeated. Unless otherwise indicated and except for returns for the period less than one year, the indicated rates of return are the historical annual compounded total returns including changes in security value. All performance data take into account distributions or dividends paid to unitholders but do not take into account sales, redemption, distribution or optional charges or income taxes payable by any security holder that would have reduced returns.